



Vertex

Synapse Bootcamp

Module 22

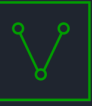
Views, Layers, and Quorum

v0.4 - May 2024



Objectives

- Define views and layers
- Understand Synapse's views and layers architecture
- Know how views and layers relate to permissions
- Revisit use cases for forking a view
- Understand the fork - diff - merge workflow
- Know available options for reviewing and merging data
- Use Quorum to support the review and merge process
- Describe some fork and merge best practices

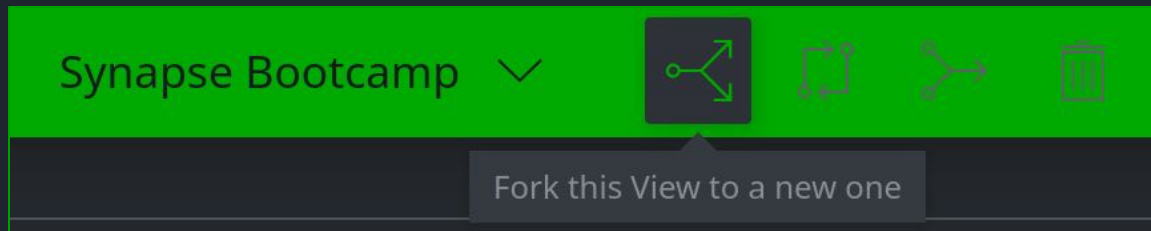


Views and Layers



"Fork a View?"

- Back in Module 2, we had you fork a view
- Provided a "scratch space" for your work in Bootcamp
- What does this actually mean?



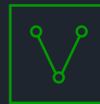


Layers

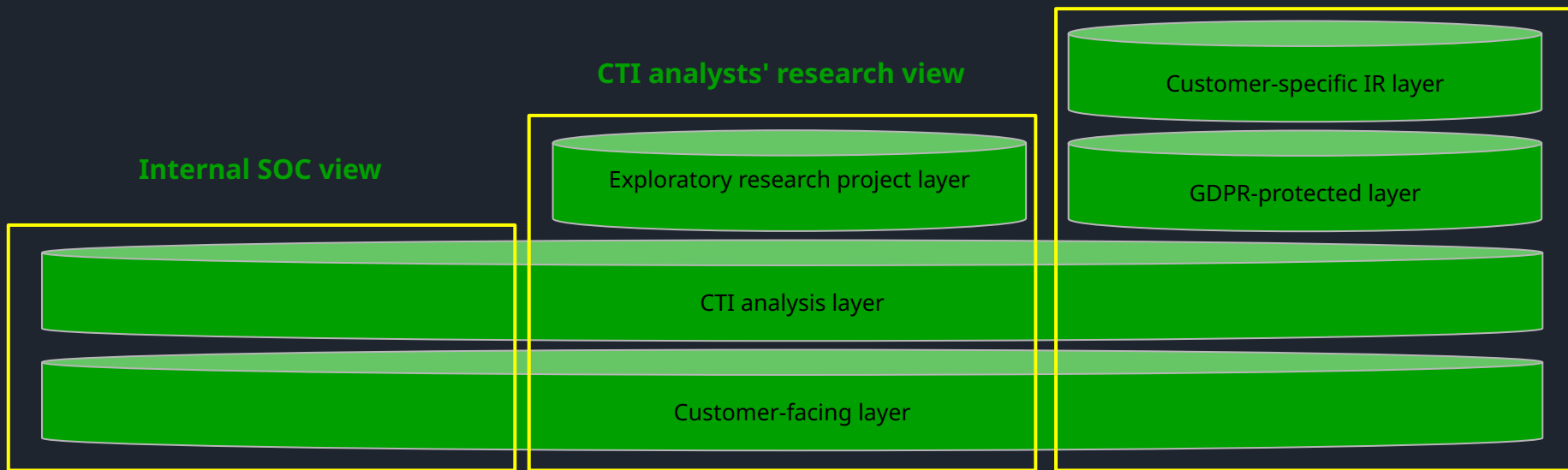
- A **layer** is where Synapse stores data
 - Where data / changes are **written**
- Synapse includes one layer by default
 - Single storage location for all data
- You can create multiple layers to store different kinds of data



Views



- A **view** defines what data users can **see**
 - Made up of a set of "stacked" layers
 - Appears as a single / combined data set





Views & Layers in Action

Internal SOC view

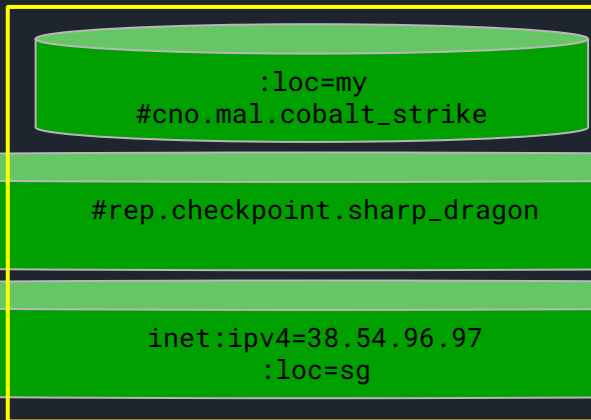
```
inet:ipv4=38.54.96.97  
:loc=sg  
#rep.checkpoint.sharp_dragon
```

CTI analysts' research view

```
inet:ipv4=38.54.96.97  
:loc=my  
#cno.mal.cobalt_strike  
#rep.checkpoint.sharp_dragon
```

IR for GDPR customer view

```
inet:ipv4=38.54.96.97  
:loc=sg  
#cno.threat.t456.use  
#rep.checkpoint.sharp_dragon
```





Views & Layers in Action

Internal SOC view

NODE	ALL TAGS	ALL PROPS	ANATOMY
▪ inet:ipv4			
38.54.96.97			
▪ :loc	sg		
▪ :type	unicast		
▪ .created	2024/05/29 16:05:14.894		
<div>+ Add Tags</div>			
▪ #rep.checkpoint.sharp_dragon			

CTI analysts' research view

NODE	ALL TAGS	ALL PROPS	ANATOMY
▪ inet:ipv4			
38.54.96.97			
▪ :loc	my		
▪ :type	unicast		
▪ .created	2024/05/29 16:05:14.894		
<div>+ Add Tags</div>			
▪ #cno.mal.cobalt_strike			
▪ #rep.checkpoint.sharp_dragon			

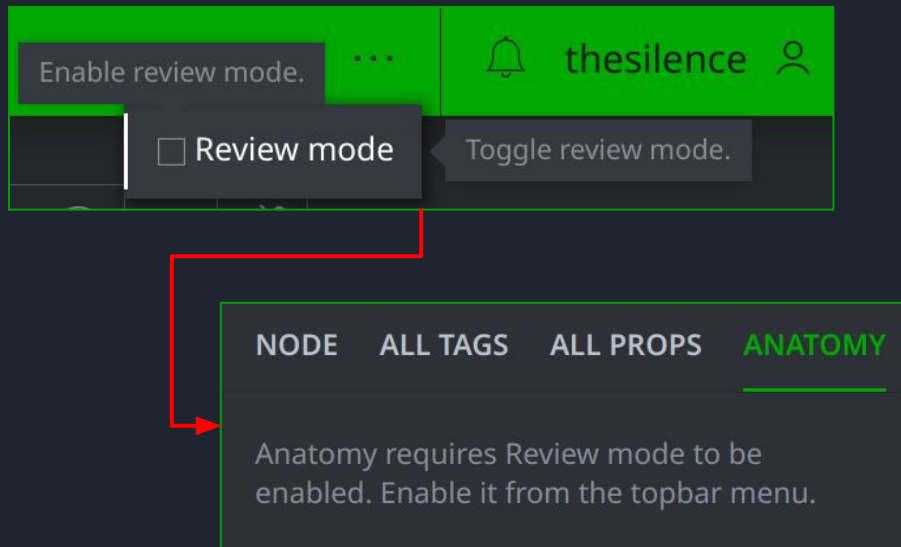
IR for GDPR customer view

NODE	ALL TAGS	ALL PROPS	ANATOMY
▪ inet:ipv4			
38.54.96.97			
▪ :loc	sg		
▪ :type	unicast		
▪ .created	2024/05/29 16:05:14.894		
<div>+ Add Tags</div>			
▪ #cno.threat.t456.use			
▪ #rep.checkpoint.sharp_dragon			



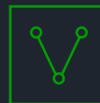
Anatomy Tab / Review Mode

- A view displays **fused** information about a node from **all** the view's layers
- Turn on **Review Mode** to:
 - Highlight data (changes) in the **top** layer
 - Enable the **Anatomy tab**



Tip: Review Mode is often used in the fork - diff - merge process.

Anatomy Tab



Internal SOC view

NODE	ALL TAGS	ALL PROPS	ANATOMY
CTI analysis write layer ^			
▪ :loc sg			
▪ #rep.checkpoint.sharp_dragon			
Customer-facing data base layer ^			
▪ inet:ipv4 38.54.96.97			
▪ :loc sg			
▪ :type unicast			
▪ .created 2024/05/29 16:05:14.894			

CTI analysts' research view

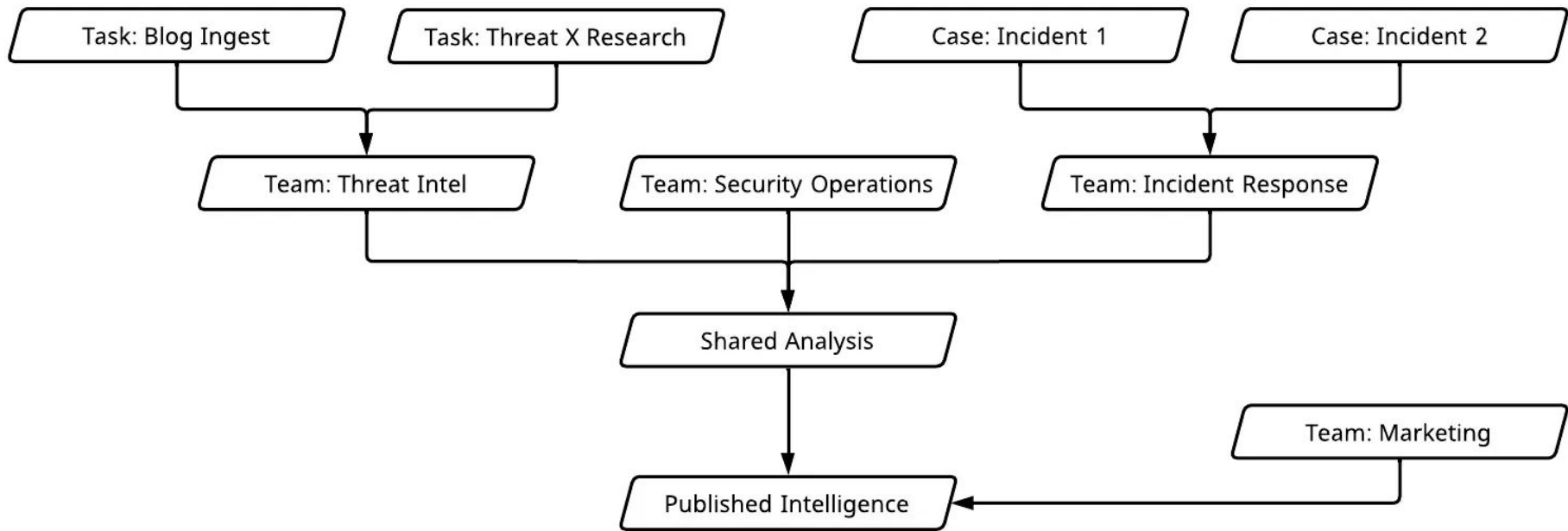
NODE	ALL TAGS	ALL PROPS	ANATOMY
CTI research fork write layer ^			
▪ :loc my			
▪ #cno.mal.cobalt_strike			
CTI analysis write layer ^			
▪ :loc sg			
▪ #rep.checkpoint.sharp_dragon			
Customer-facing data base layer ^			
▪ inet:ipv4 38.54.96.97			
▪ :loc sg			
▪ :type unicast			
▪ .created 2024/05/29 16:05:14.894			

IR for GDPR customer view

NODE	ALL TAGS	ALL PROPS	ANATOMY
GDPR customer IR fork write layer ^			
▪ #cno.threat.t456.use			
GDPR-protected data write layer			
No edits in this layer			
CTI analysis write layer ^			
▪ :loc sg			
▪ #rep.checkpoint.sharp_dragon			
Customer-facing data base layer ^			
▪ inet:ipv4 38.54.96.97			
▪ :loc sg			
▪ :type unicast			
▪ .created 2024/05/29 16:05:14.894			



Example Architecture





Examining Views and Layers

Workspaces Tool:

WORKSPACES

IEWS

Search

Fork - Synapse Bootcamp

KC7 Fork

SHARED

APT1 Scavenger Hunt Data

default

KC7-EnvolveLabs

Synapse Bootcamp

View Configuration

name	description	iden	fork of	protected
Fork - Synapse Bootcamp	Description	8af108b325b65d0c8b48e102f9fa5b9a	Synapse Bootcamp	ON

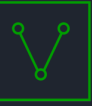
LAYERS

TRIGGERS

PERMS

QUORUM

index	name	description	iden	owner	size
1	Fork - Synapse Bootcamp write layer		71225ad774d7dafb0db43c9df560ceee	thesilence	467 kB
2	Synapse Bootcamp		2784299b33a04e7aa4c637640f570ea6	root	1.2 GB
3	APT1 Scavenger Hunt Data	APT1 Scavenger Hunt Data	80644e4b744064cb8f438da2c12d923c	root	399 MB



Views, Layers, and Permissions

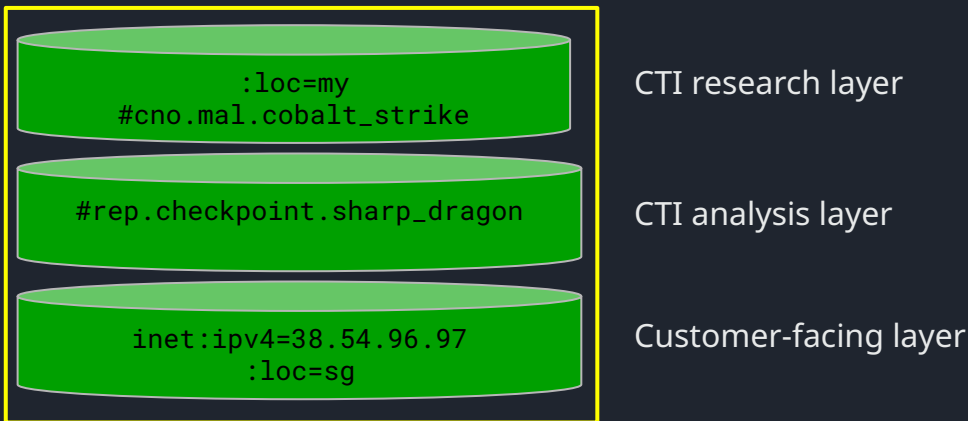


Views and Read Permissions

- Views control **read** access to data
 - What users can **see**
- Visibility into layers is "all or nothing"
 - If you can see a layer, you can see **everything** in it

CTI analysts' research view

```
inet:ipv4=38.54.96.97
:loc=my
#cno.mal.cobalt_strike
#rep.checkpoint.sharp_dragon
```



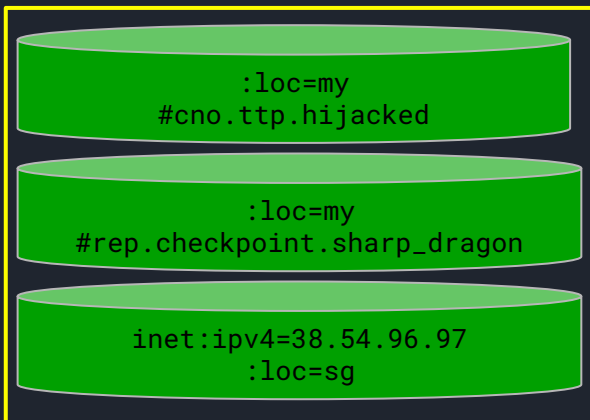


Layers and Write Permissions

- Layers control **write** access to data
 - What data users can add / change / delete
- In general, the **top layer** of a view is **writable**
 - All other layers are read-only
- "What" you can write to a layer may be restricted by permissions

CTI analysts' research view

```
inet:ipv4=38.54.96.97
:loc=my
#cno.mal.cobalt_strike
#rep.checkpoint.sharp_dragon
```



CTI research layer -
can modify ✓

CTI analysis layer -
read only ✗

Customer-facing layer -
read only ✗

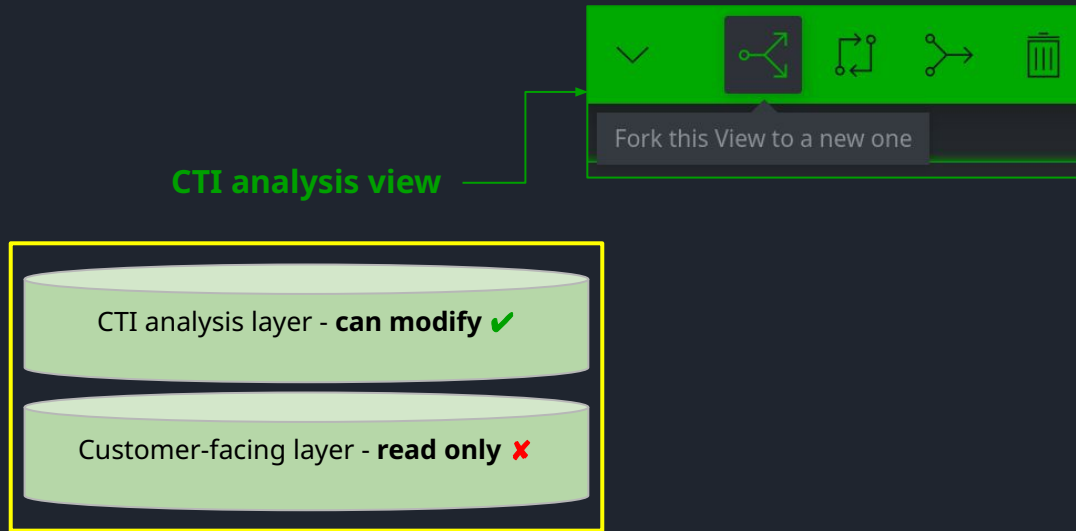


Fork, Diff, and Merge

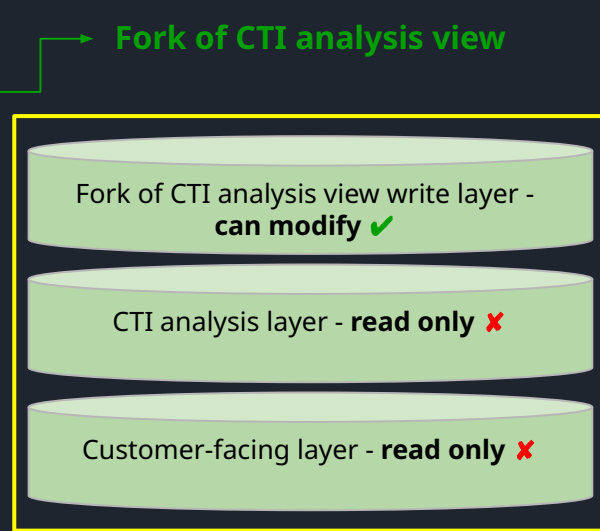


Forking a View Revisited

Before:



After:





Additional Considerations

- You are **admin** of your forked view!
 - Bypass permissions checks / "do anything"
- You are the **only** user with access
 - To collaborate in a view, add other users or roles

A screenshot of a 'Fork View' dialog box. The dialog has a title bar 'Fork View' with a close button. Inside, there's a text input field containing 'My New Fork'. Below it is a text area with the placeholder 'View Description'. A 'Protect' section has a toggle switch set to 'OFF'. The 'Users' section has a '+ Add User' button and a table with columns 'name', 'edit', and 'admin'. The first row shows 'thesilence' with 'ON' and a green toggle switch in the 'edit' column, and 'ON' with a green toggle switch in the 'admin' column. The 'Roles' section has a '+ Add Role' button and a table with columns 'name' and 'edit'. At the bottom are 'Fork' and 'Cancel' buttons.

Users		
name	edit	admin
thesilence	ON <input checked="" type="checkbox"/>	ON <input checked="" type="checkbox"/>

Roles	
name	edit



Diff

- Good to **review** data (nodes, tags) before merging
 - View the difference (diff) / changes in the current layer
- Multiple ways to view these differences:
 - Metrics Tool (high-level overview)
 - Diff button - View Task Bar
 - Diff button - Storm Query Bar
 - `diff` command



Diff Icon - View Task Bar

- Opens detailed view of changes
- Search / filter

Fork - Synapse Bootcamp ▾

See the diff of this forked View

Layer Merge Diff

fqdn 🔍 filter action all ▾ [1,014 edits on 260 nodes] / [2,170 edits on 382 nodes]

form	form value	action	diff name	diff value
inet:fqdn	ns1.fraid-host.ru	node.add	inet:fqdn	ns1.fraid-host.ru
inet:fqdn	ns1.fraid-host.ru	prop.set	.created	"2024/06/04 00:33:18.682"
inet:fqdn	ns1.fraid-host.ru	prop.set	:host	ns1
inet:fqdn	ns1.fraid-host.ru	prop.set	:domain	fraid-host.ru
inet:fqdn	ns1.fraid-host.ru	prop.set	:issuffix	false
inet:fqdn	ns1.fraid-host.ru	prop.set	:iszone	false



Diff Button - Query Bar

- Runs Storm diff command
- Displays results in Research Tool

Run a diff query in the current display mode to see nodes that have changes in your active fork.

382 nodes

Tabular

Scroll to Form

inet:ipv4 (9)

inet:ipv4	:loc	:asn	:asn::name	:dns:rev
109.248.222.85	ru.nvs.novosibirsk	57494	adman llc	...
67.42.255.50	us.co.denver	209	centurylink-us-legacy-qwest	mail.provocc.org
114.196.53.24
91.134.203.113	fr	16276	ovh sas	sinkhole.tigersecurity.pro
92.205.0.0

Tip: diff can be run manually with parameters to display a subset of changes.



Merge

- After review, we can **merge** data "down"
 - Data is **written** to the underlying (parent) layer and **removed** from the current layer
 - Becomes visible to users who have access to the parent
 - Can merge all data or only some
 - Can delete or keep the forked view/layer after merge
- Multiple ways to merge
 - Merge button
 - merge command







Merge Icon

- Merge icon - View Task Bar
 - Grayed out if view is **protected**
 - Merges **all** changes
 - Automatically deletes the forked view
 - Places you in the parent view

View Configuration

name	description	iden	fork of	protected
Fork - Synapse Bootcamp	Description	8af108b325b65d0c8b48e102f9fa5b9a	Synapse Bootcamp	<div>ON </div>

Fork - Synapse Bootcamp ▾



Merge this View into Synapse Bootcamp



merge Command

- Use merge to specify **exactly** what to merge
 - Optionally **review** nodes first
 - Use **--apply** to merge changes
- Can combine with diff command to lift some / all changes
 - Lift all changes and merge everything:

```
diff | merge --apply
```

- Lift all new syn:tag nodes, exclude any that start with cno, and see what would be merged (but do not merge):

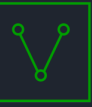
```
diff --prop syn:tag | merge --exclude-tags cno.**
```



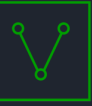
Merges and Permissions

- You are **admin** in your fork!
- You are probably not admin in the fork's parent view
- **What** you can merge may be restricted
 - **Write** permissions on **parent** layer
 - Commonly set / managed by DevOps or Synapse admins
- This is a **good** thing
 - Prevent accidental merging of bad data
 - Review and approve work of others

Tip: When merging data through standard methods, the changes made are ascribed to the **merging user**.



Demo - Fork, Diff, and Merge



Quorum



Quorum

- Synapse **Quorum** simplifies the review and merge process
- Allows approval and merge of changes by **vote**
- When enough approving votes are received:
 - **All** changes automatically merged
 - Forked view is automatically deleted
- Merge by consensus
 - Removes "approval" burden from one (or a few) users
 - Encourages discussion and consistency

Tip: When merging data using Quorum, the changes made are ascribed to the **user who made them** in the fork (i.e., audit history is preserved).



Demo - Quorum



Merge vs. Quorum

Merge	Quorum
Flexible merge options	All or nothing merge
Merge managed by permissions	Merge managed by consensus (voting)
Full or partial merge	Full merge only
Option to delete fork	Fork automatically deleted
Person merging needs appropriate write access	Merge performed as admin
Changes attributed to person merging	Changes attributed to original user



Best Practices



Best Practices

- Always fork a view!
 - Also okay to fork your fork if needed!
- Balance segregating work with sharing useful data
 - Views, layers, and forks provide flexibility
 - Beware of creating data silos
- Agree on a review and approval process for merges
 - Pros / cons / tradeoffs
 - What does / doesn't need review?
 - Consider smaller, more frequent merges
- Use automation!
 - Help with validation
 - Perform partial merge of non-critical data



Summary

- Synapse uses **layers** and **views** to store and provide visibility into data
- Layers and views support write and read permissions, respectively
- Analysts should **fork a view** when starting a new task
- Work in a fork should be periodically reviewed and merged
- Various options support the diff and merge process
 - Diff / merge buttons
 - `diff` / `merge` commands
 - Quorum
- Discuss / decide what works best for your team
- Use automation to help with basic review tasks